

### HIGH PERFORMANCE SAW WELDING TORCH

#### INTRODUCING THE NEW POWERBALL<sup>®</sup> SAW TORCH

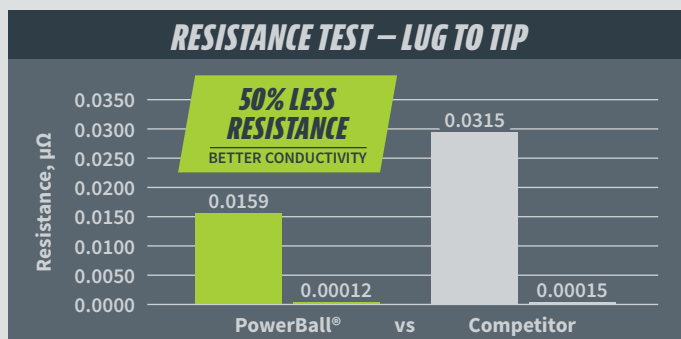
The new **PowerBall<sup>®</sup> SAW Torch** redefines performance and durability for SAW welding torches. Utilizing the patented PowerBall<sup>®</sup> contact tip design with an all copper current path, the torch features **50% LESS electrical resistance** than traditional SAW torch designs, resulting in energy efficient operation with longer lasting consumables. In a recent application, **PowerBall<sup>®</sup> SAW contact tips lasted 5X longer than the previous tips** used by the manufacturer! Combine the power of the PowerBall<sup>®</sup> SAW Torch with Wire Wizard<sup>®</sup> SAW wire delivery equipment for the ultimate submerged arc welding system.

- ▶ All-copper current path provides maximum conductivity with superior efficiency
- ▶ Long lasting SAW contact tips last up to 5X longer or more
- ▶ Buttress threads provide high axial force and better electrical contact
- ▶ Rounded tip design provides smooth flux distribution and improved arc stability
- ▶ SAW torch assemblies available for common lengths (14" shown in photo)
- ▶ Rated for up to 650 A
- ▶ Proudly Made in USA

#### UP TO 5X OR MORE\* CONTACT TIP LIFE!

Contact tips are available for most common SAW wire sizes.

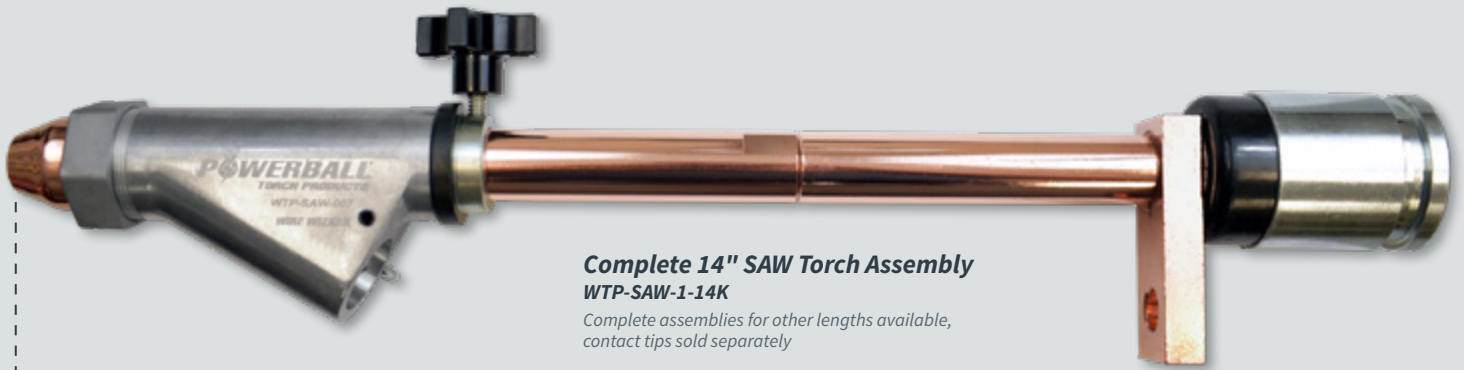
\*Results taken in SAW application using 5/32" wire. Previous sub arc tip lasted three 10 hour shifts (30 hours); PowerBall<sup>®</sup> sub arc tip lasted sixteen 10 hour shifts (160 hours), lasting a total of 5.33 times longer.



PowerBall<sup>®</sup>  
SAW Torch



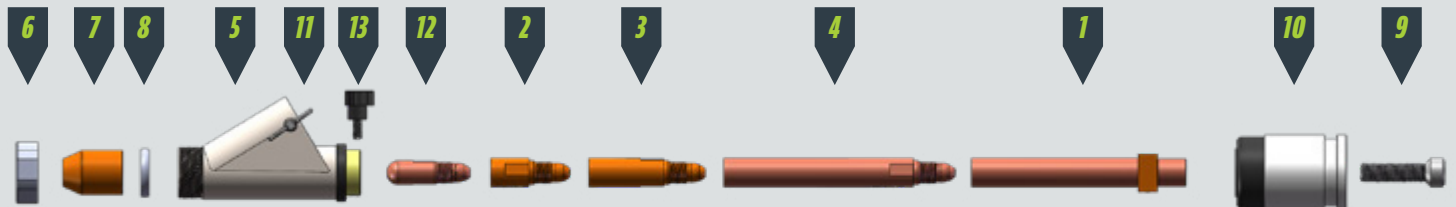
# POWERBALL® SAW TORCH COMPONENTS



**Complete 14" SAW Torch Assembly**  
WTP-SAW-1-14K

Complete assemblies for other lengths available,  
contact tips sold separately

Length specified in kit part numbers (14" as shown).  
Measured from back of the power lug to the tip.



**WTP-SAW-1-14K**

14" SAW Torch Kit components (contact tip sold separately)

Item No.	Part No.	Description
—	WTP-SAW-1-6K	Complete SAW Torch Assembly Kit — 6" (152 mm)
—	WTP-SAW-1-11K	Complete SAW Torch Assembly Kit — 11" (279 mm)
—	WTP-SAW-1-13K	Complete SAW Torch Assembly Kit — 13" (330 mm)
—	WTP-SAW-1-14K	Complete SAW Torch Assembly Kit — 14" (356 mm)
1	WTP-SAW-001	Sub-Arc Torch Body
2	WTP-SAW-004	1" Sub-arc extension
3	WTP-SAW-005	2" Sub-arc extension
4	WTP-SAW-006	5" Sub-arc extension
5	WTP-SAW-007	Flux Body
6	WTP-SAW-008	Retaining Nut
7	WTP-SAW-009	Flux Nozzle
8	WTP-SAW-010	Locking Ferrule
9	WTP-SAW-011	Socket Head Screw
10	WTP-SAW-012	Nozzle Insulator
11	WTP-SAW-013	Thumb Screw
12	WTP-XXXSA-PB-1	PowerBall Tip (Available in common SAW wire sizes)
13	57715K38	3 Arm Knob

**SIGN UP FOR A TRIAL TO SEE THE POWERBALL® DIFFERENCE!**



ELCo Enterprises, Inc. • Jackson, Michigan USA  
317.782.8040 • sales@wire-wizard.com

PowerBall\_SAWTorch-Flyer | v2.4  
**wire-wizard.com**